



**PINNACLE
REALTY**
OF NEW YORK, LLC

EXCLUSIVE LISTING

FOR LEASE



4302 GLENWOOD ROAD

BROOKLYN, NY 11210

19,500 Sq. Ft. High-Ceiling One-Story Warehouse

For Lease in East Flatbush

Ideal For: Logistics, Distribution,
Storage, Manufacturing.

Type
Warehouse / Industrial



SQUARE FOOT

19,500^{RSF}



ZONING

M1-1



CLEAR HEIGHT

20'

PARCEL ID



7727

BLOCK



LOADING

3 DRIVE-IN DOORS



40

LOT



ELECTRIC POWER

1,080^{AMPS}

PRICE

Upon Request

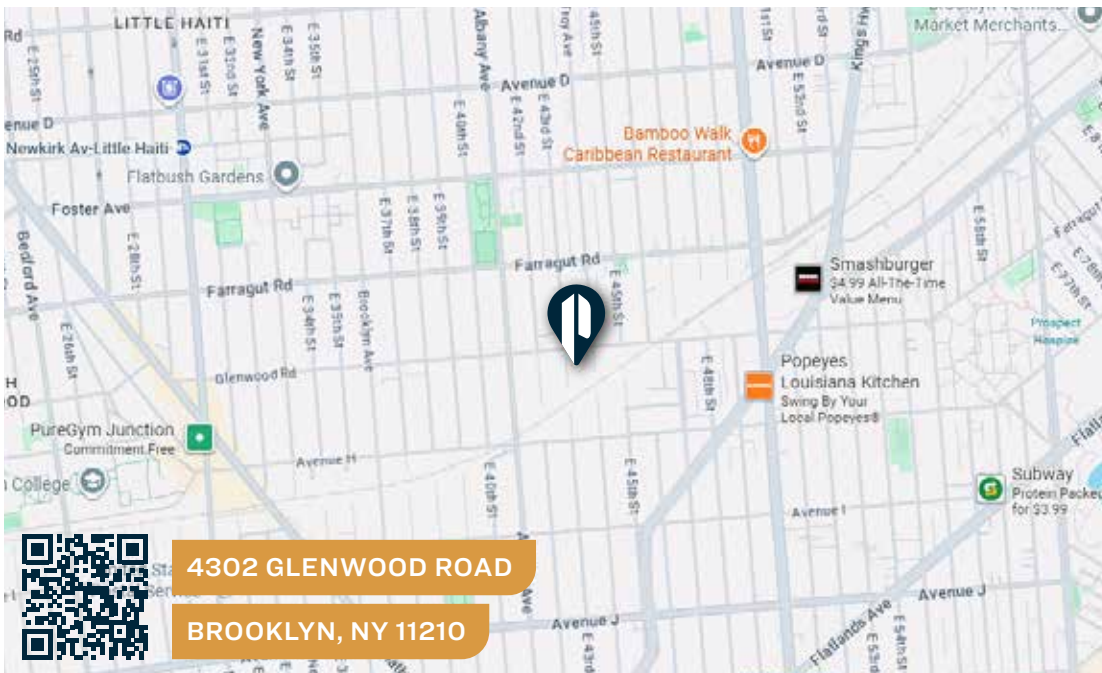
718-784-8282 / PINNACLERENY.COM

All information is from sources deemed reliable and is submitted subject to errors, omission, changes of price or other conditions, prior sale, rent and withdrawal without notice.

Property Overview

Features


- Building Size: 19,500 Sq. Ft.
- Building Dimensions: 200' x 97.50'
- 20' Ceiling
- 3 Drive-In Doors
- 1 Row of Column
- Wet Sprinkler
- Heavy Power — 1,080 Amps
- 1,300 Sq. Ft. Mezzanine Office
- 3 Street Frontage



TRANSPORTATION

2 **5** FLATBUSH AVE/
BROOKLYN
COLLEGE

 KINGS HIGHWAY
BELT PARKWAY
LINDEN BLVD

 **B41:**
FLATBUSH AVE/
BROOKLYN AVE
BM1: AVE K/
E 38 ST

PICTURES



34-07 Steinway Street, Suite 202
Long Island City, NY 11101
718-784-8282
pinnaclereny.com

FOR MORE INFORMATION ABOUT THIS
PROPERTY CONTACT EXCLUSIVE AGENTS:



DAVID JUNIK

Partner
djunik@pinnaclereny.com
718-371-6406

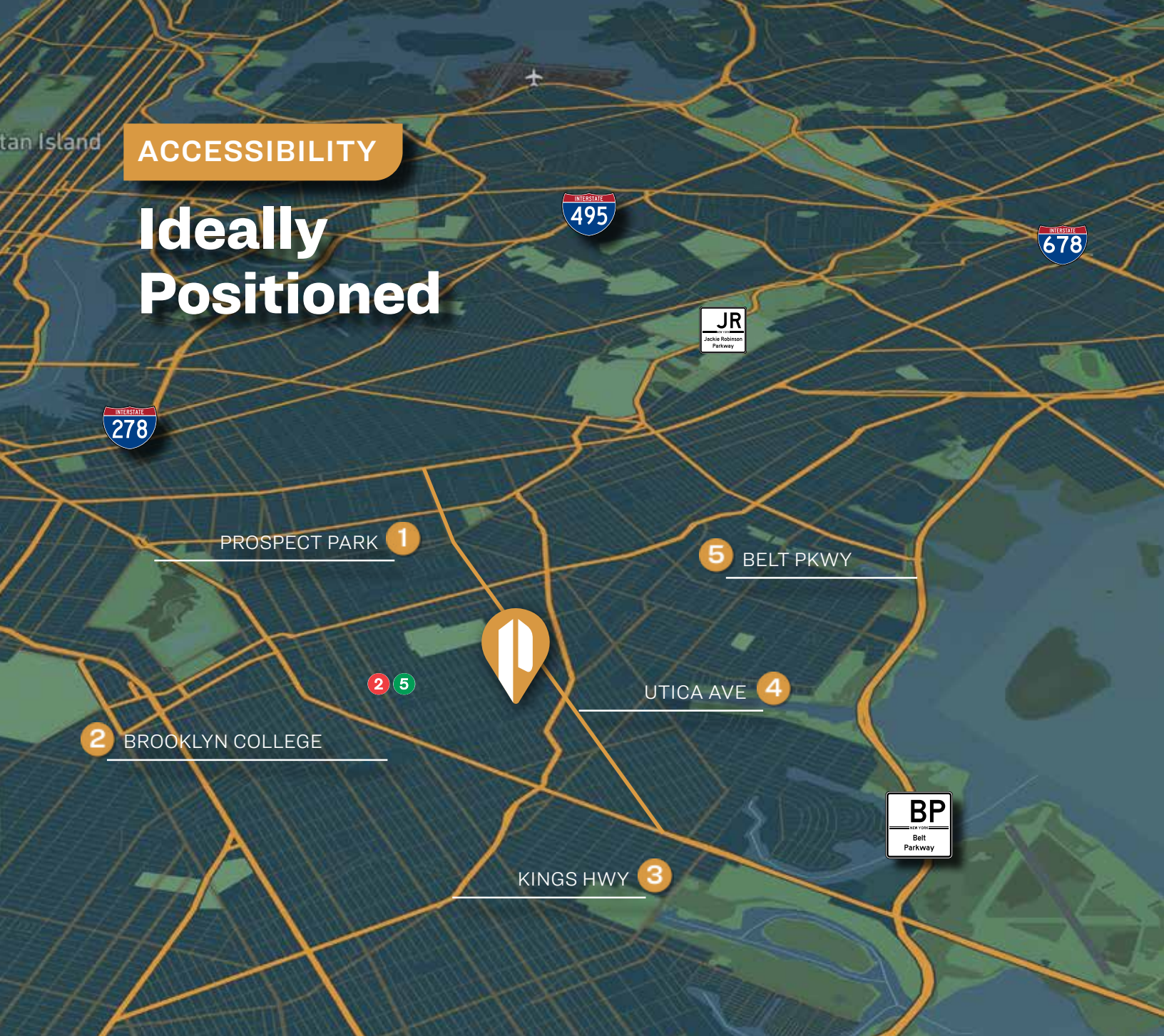


NECHAMA LIBEROW

Associate Broker
nliberow@pinnaclereny.com
718-371-6420

ACCESSIBILITY

Ideally Positioned



KEY DISTANCES



BY SUBWAY

1	PROSPECT PARK	36 MIN
2	BROOKLYN COLLEGE	14 MIN



BY CAR

3	KINGS HIGHWAY	3 MIN
4	UTICA AVENUE	2 MIN
5	BELT PKWY	15 MIN



718-784-8282 / PINNACLERENY.COM

All information is from sources deemed reliable and is submitted subject to errors, omission, changes of price or other conditions, prior sale, rent and withdrawal without notice.