



**PINNACLE
REALTY**
OF NEW YORK, LLC

EXCLUSIVE LISTING

FOR SALE / FOR LEASE



28 MARGINAL STREET W







BROOKLYN, NY 11207

4,800 Sq. Ft. One-Story Warehouse.

Steps from the Jackie Robinson Pkwy

TYPE

Warehouse / Retail / Industrial

 SQUARE FT. 4,800 RSF	 ZONING R4, M1-1
 CLEAR HEIGHT 15.5'	 PARCEL ID 3483 BLOCK
 LOADING 1 Drive-in Door	 32 LOT

PRICE

Upon Request

718-784-8282 / PINNACLERENY.COM

All information is from sources deemed reliable and is submitted subject to errors, omission, changes of price or other conditions, prior sale, rent and withdrawal without notice.

Property Overview

FEATURES

- Lot Size: 4,800 Sq. Ft.
- Lot Dimensions: 48 x 100
- 4,800 Sq. Ft. Building
- 15.5' Ceiling Height
- 400 Amps Electric
- Column Free
- 1 Drive-In Door



TRANSPORTATION


J Z ALABAMA AVE

L BROADWAY JUNCTION

 JACKIE ROBINSON PKWY

BUSHWICK AVENUE

ATLANTIC AVENUE

 **Q56: JAMAICA AVE/ PENNSYLVANIA AVE**



34-07 Steinway Street, Suite 202
Long Island City, NY 11101
718-784-8282

pinnaclereny.com

FOR MORE INFORMATION ABOUT THIS PROPERTY CONTACT EXCLUSIVE AGENT:



NECHAMA LIBEROW

Associate Broker

nliberow@pinnaclereny.com

718-371-6420