



**PINNACLE
REALTY**
OF NEW YORK, LLC

EXCLUSIVE LISTING

FOR LEASE



225 WILLOW AVENUE







BRONX, NY 10454

Warehouse Located in the Heart of Port Morris

5,000 Sq. Ft. Warehouse

TYPE

Warehouse / Office

 SQUARE FT. 5,000 RSF	 ZONING M1-2
 CLEAR HEIGHT 14' - 17'	 PARCEL ID 2566 BLOCK
 LOADING 1 Drive-in Door	 68 LOT

PRICE

Upon Request

718-784-8282 / PINNACLERENY.COM

All information is from sources deemed reliable and is submitted subject to errors, omission, changes of price or other conditions, prior sale, rent and withdrawal without notice.

Property Overview

FEATURES

- 5,000 Sq. Ft. Warehouse
- 1 Drive-In access
- Gas Heating
- 400 AMP electric
- Finished offices
- 14-17 Ft. Ceiling Heights
- Divisions Available

IDEAL FOR

- Warehouse & Distribution
- Contractors
- Non-profits
- Showroom



TRANSPORTATION

6

CYPRESS AVE



1 MINUTE TO
278 EAST

1 MINUTE TO
BRUCKNER BLVD

5 MINUTES TO
MAJOR DEEGAN
EXPWY

10 MINUTES TO
MANHATTAN



BX33: E 138 ST/
BRUCKNER BLVD

225 WILLOW AVENUE

BRONX, NY 10454



34-07 Steinway Street, Suite 202

Long Island City, NY 11101

718-784-8282

pinnaclereny.com

FOR MORE INFORMATION ABOUT THIS
PROPERTY CONTACT EXCLUSIVE AGENTS:



ARIEL CASTELLANOS

Associate Broker

acastellanos@pinnaclereny.com

718-371-6412



FEDERICO MAZZEO

Salesperson

fmazzeo@pinnaclereny.com

718-371-6424