



**PINNACLE
REALTY**
OF NEW YORK, LLC

EXCLUSIVE LISTING

FOR LEASE



656 EAST 133RD STREET

BRONX, NY 10454

30,000 Sq. Ft. Drive-In Lower Level Warehouse


Located in the Heart of Port Morris.

Type
Warehouse / Industrial

SQUARE FOOT
 **30,000_{RSF}**

ZONING
 **M1-2**

CLEAR HEIGHT
 **12'**

PARCEL ID
 **2546**
BLOCK

LOADING
 **1 DRIVE-IN DOOR**

 **52**
LOT

PRICE

Upon Request

718-784-8282 / PINNACLERENY.COM

All information is from sources deemed reliable and is submitted subject to errors, omission, changes of price or other conditions, prior sale, rent and withdrawal without notice.

Property Overview

Features

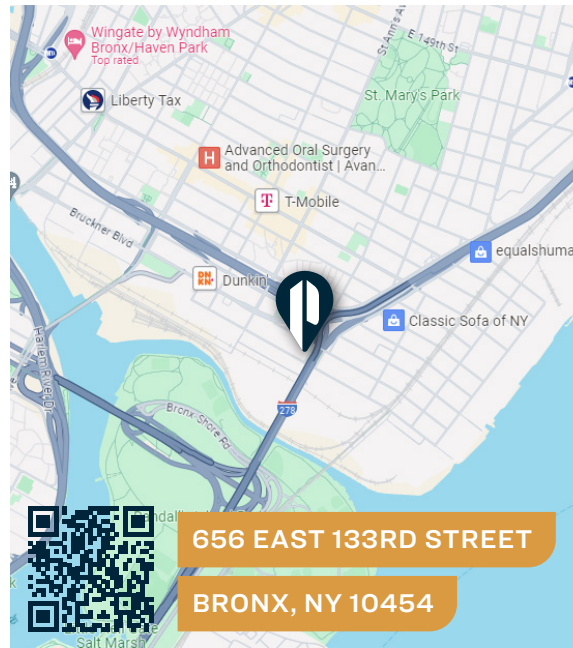
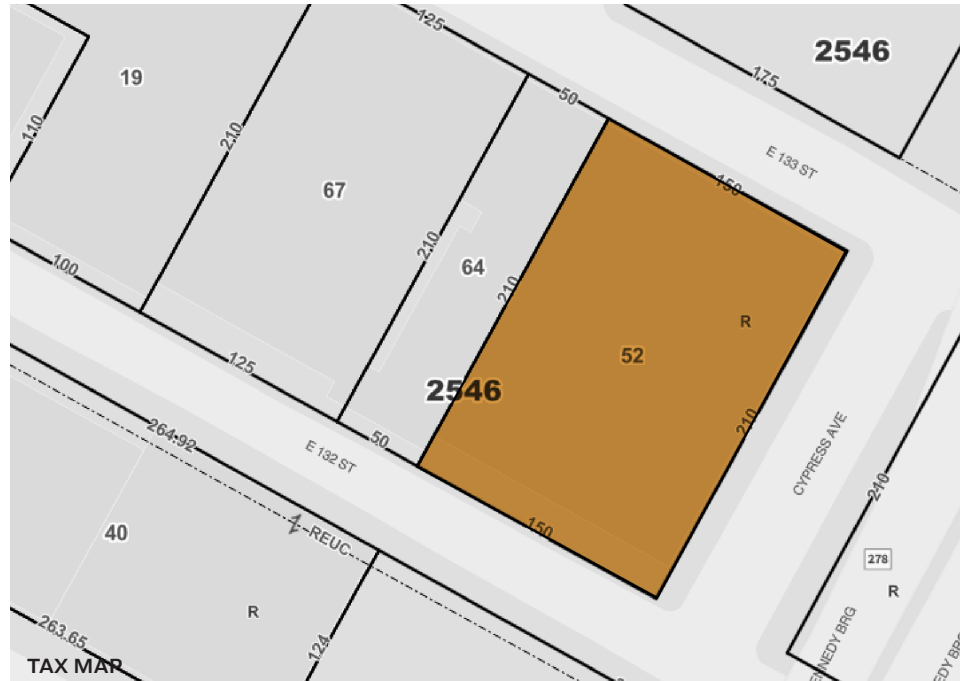
- Lot Size: 210' x 150'
- Large Drive-in Ramp
- Concrete Construction
- 1 Large 15' Drive-In Door
- Gas Heat
- Finished Offices
- CEP Grants Available!
- Minutes to Manhattan!

Neighboring Tenants

- Port Morris Brewery
- The Piano Loft
- Port Morris Distillery
- Fresh Direct
- NY Post


Ideal For

- Vehicle Parking & Maintenance
- Storage & Distribution
- Manufacturing



TRANSPORTATION

6 CYPRESS AVENUE

 BRUCKNER EXPRESSWAY
ROBERT F. KENNEDY BRIDGE (TOLL ROAD)
MAJOR DEEGAN EXPRESSWAY

 CITI BIKE: E 138 ST & CYPRESS AVE

 MTA Bus BX33: E 134TH ST/ WILLOW AVENUE



34-07 Steinway Street, Suite 202
Long Island City, NY 11101
718-784-8282
pinnaclereny.com

FOR MORE INFORMATION ABOUT THIS PROPERTY CONTACT EXCLUSIVE AGENTS:



ARIEL CASTELLANOS
Associate Broker
acastellanos@pinnaclereny.com
718-371-6412



FREDRIC STEIN
Associate Broker
fstein@pinnaclereny.com
718-371-6409



FEDERICO MAZZEO
Salesperson
fmazzeo@pinnaclereny.com
718-371-6424