



AVAILABLE SPACE

EXCLUSIVE LISTING









**PINNACLE REALTY**  
OF NEW YORK, LLC

1220 Elton Street  
Brooklyn, NY 11239

For Lease

## 4,615 SF Retail / Commercial Space For Lease At the Entrance of Gateway Mall in Spring Creek, Brooklyn

Sq. Ft.	Types	Ceiling	Zoning	Block	Lot
					
4,615	Retail Office	13.3'	R7A, R6 C2-4	4452	423



34-07 Steinway Street, Suite 202 | Long Island City, NY 11101

718-784-8282

[pinnaclereny.com](http://pinnaclereny.com)

## FEATURES:

- ✓ Available Ground Floor: 4,615 Sq. Ft.
- ✓ Dimensions: 58' x 80'
- ✓ Brand New Vanilla Box Condition
- ✓ 13.3' Ceiling Height
- ✓ Easily Sub-Divided
- ✓ 400 AMPS Electric
- ✓ Densely Populated Area
- ✓ Accessible via Wide Sidewalks Along Elton Street
- ✓ Ideal For: Restaurant, Retail, Medical, Non-Profit, Office, Etc.
- ✓ Residential Portion of Building Is for Independent Senior Residents
- ✓ 6,166 New Residential Units in the Immediate Vicinity



B84: Flatlands Ave / Elton St



Belt Parkway

Shore Parkway

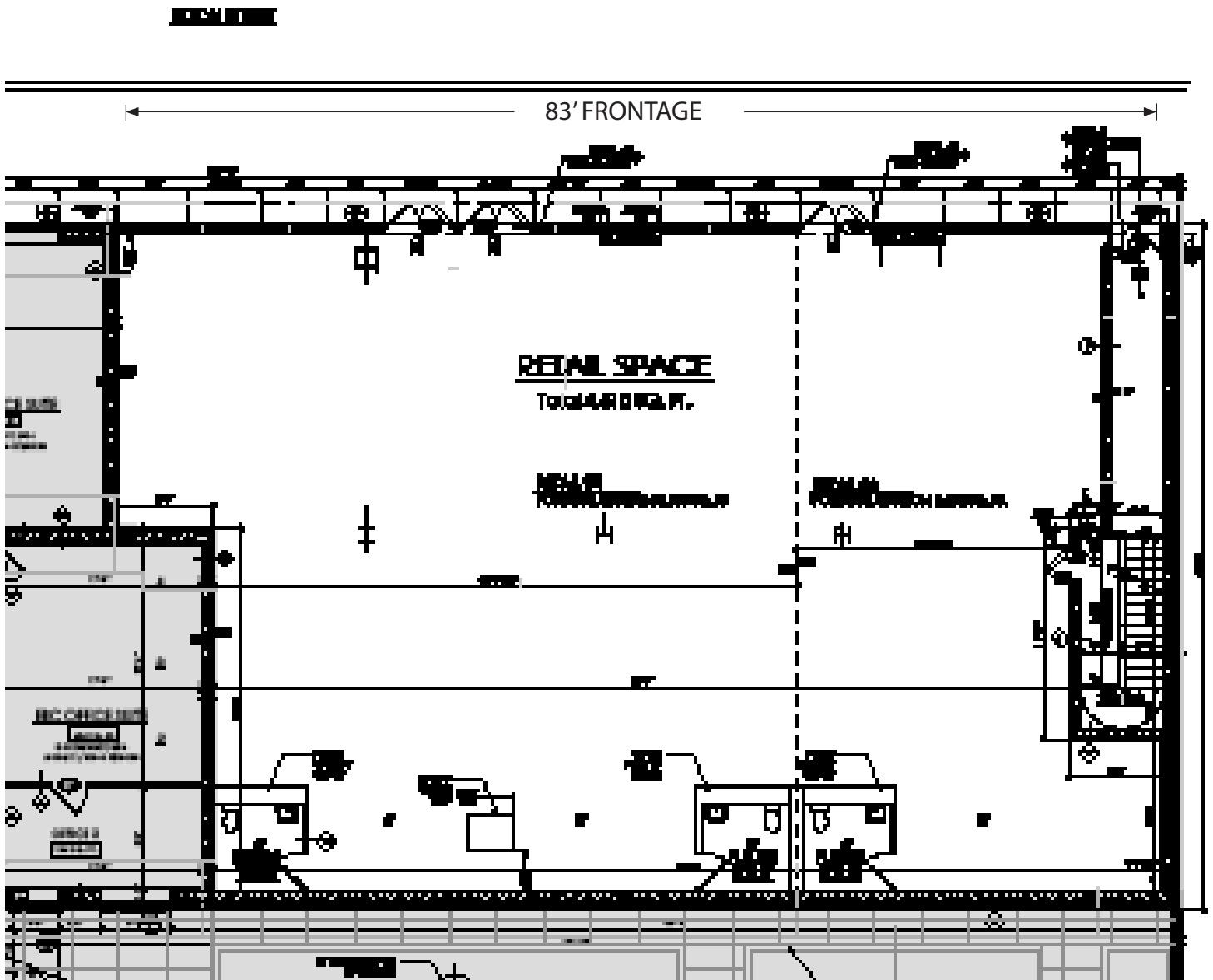
Gateway Center Mall

Linden Boulevard

## GATEWAY CENTER SHOPPING MALL & NEARBY NEW DEVELOPMENTS



# FLOOR PLAN



For More Information About This Property Contact Exclusive Agents

**Steve Nadel**  
**Partner**

[snadel@pinnacleereny.com](mailto:snadel@pinnacleereny.com)

718-784-5907

**Nechama Liberow**  
**Associate Broker**

[nliberow@pinnacleereny.com](mailto:nliberow@pinnacleereny.com)

718-371-6420



34-07 Steinway Street, Suite 202 | Long Island City, NY 11101

718-784-8282

[pinnacleereny.com](http://pinnacleereny.com)